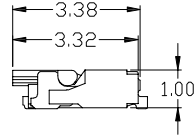
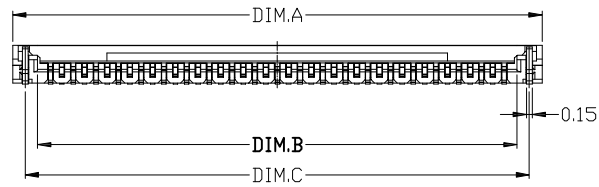
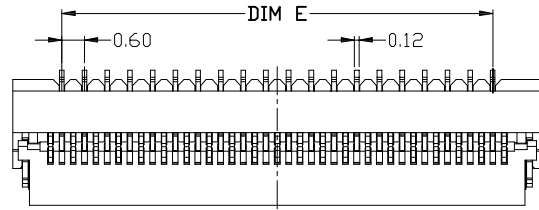


REV.	ECN NO.	LOCAS.	DESCRIPTION	DATE	DESIGN
AO			RELEASE TO CUSTOMER		HANG
C					HANG



Note:

1.Material

- 1.1: Housing: LCP UL94-V0
- 1.2: Actuator: LCP UL94-V0
- 1.3: Contact: C5210-SH .
- 1.4: LEG: C5210-SH .

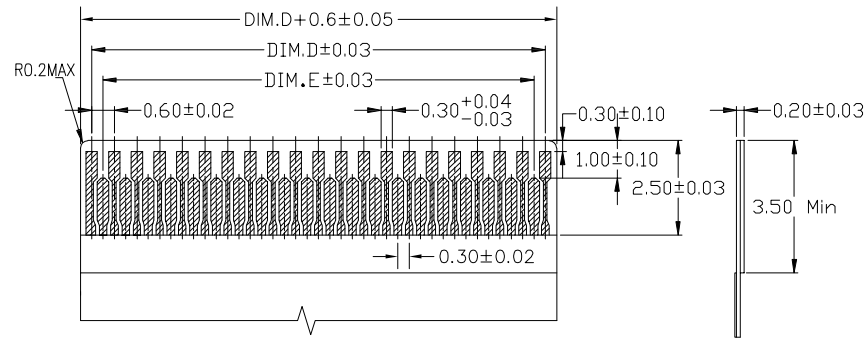
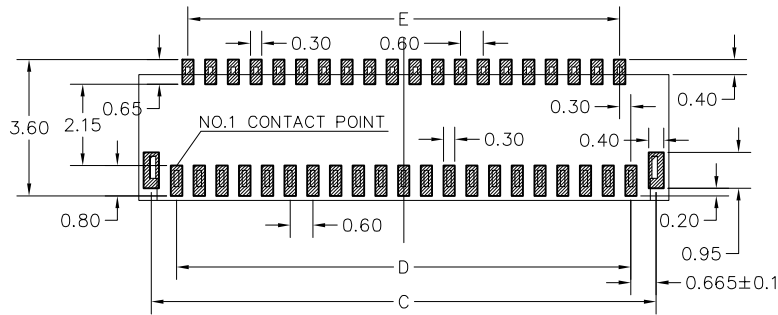
2.Plating

- 2.1: Contact: Gold or Tin.
- 2.2: LEG: Matte Tin Plating Over All Nickel.

3.Rating:

- 3.1: Operating Voltage: 30V AC/DC.
- 3.2: Current Rating: 0.2A AC/DC.
- 3.3: Operating Temperature: -55°C~+85°C.

Number of Contacts	Dimension				
	A	B	C	D	E
13	5.60	4.28	4.93	3.60	3.00
15	6.20	4.88	5.53	4.20	3.60
17	6.80	5.48	6.13	4.80	4.20
19	7.40	6.08	6.73	5.40	4.80
21	8.00	6.68	7.33	6.00	5.40
23	8.60	7.28	7.93	6.60	6.00
25	9.20	7.88	8.53	7.20	6.60
27	9.80	8.48	9.13	7.80	7.20
29	10.40	9.08	9.73	8.40	7.80
31	11.00	9.68	10.33	9.00	8.40
33	11.60	10.28	10.93	9.60	9.00
35	12.20	10.88	11.53	10.20	9.60
37	12.80	11.48	12.13	10.80	10.20
39	13.40	12.08	12.73	11.40	10.80
41	14.00	12.68	13.33	12.00	11.40
43	14.60	13.28	13.93	12.60	12.00
45	15.20	13.88	14.53	13.20	12.60
47	15.80	14.48	15.13	13.80	13.20
49	16.40	15.08	15.73	14.40	13.80
51	17.00	15.68	16.33	15.00	14.40
53	17.60	16.28	16.93	15.60	15.00
55	18.20	16.88	17.53	16.20	15.60
57	18.80	17.48	18.13	16.80	16.20
59	19.40	18.08	18.73	17.40	16.80
61	20.00	18.68	19.33	18.00	17.40
63	20.60	19.28	19.93	18.60	18.00
65	21.20	19.88	20.53	19.20	18.60
67	21.80	20.48	21.13	19.80	19.20
69	22.40	21.08	21.73	20.40	19.80
71	23.00	21.68	22.33	21.00	20.40
73	23.60	22.28	22.93	21.60	21.00



RECOMMENDED FPC DIMENSIONS

FPC/FFC Insert Direction

Recommended P.C.B Layout

Applicable FFC
Thickness 0.20mm

LASTAR

Lastar Technology CO., LTD

DRAW NO.	031-216-XX	DATE	DRAW NAME:		
DESIGN	HANG	080310	FPC Pitch0.3mm Height=1.0mm With Cover 翻盖式		
CHECK	WANGCM	080310	P/N NO.	FILE:	
APPROVED	HUYX	080311	FPC-031-216-XX03	MODEL:	
			UNIT: mm	SHEET: N/A	REV. C
					SCALE N/A

DIM	TOL	DIM	TOL
X'	±4.0'	X.	±0.30
X.X'	±3.0'	X.X	±0.25
X.XX'	±2.0'	X.XX	±0.15
X.XXX'	±1.0'	X.XXX	±0.05