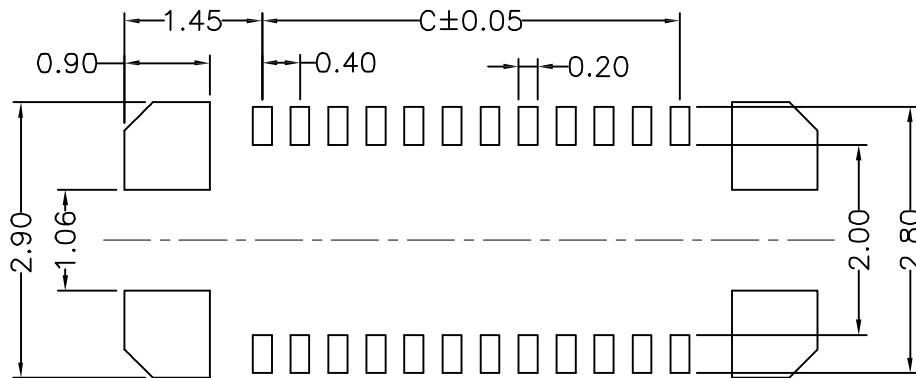
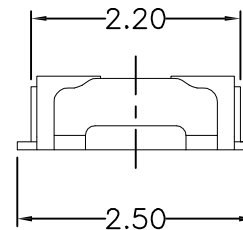
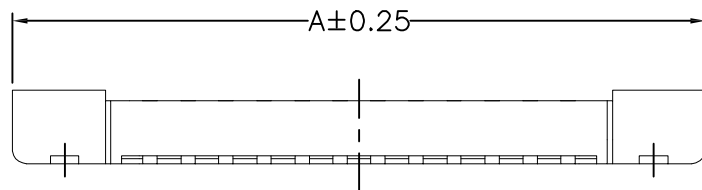
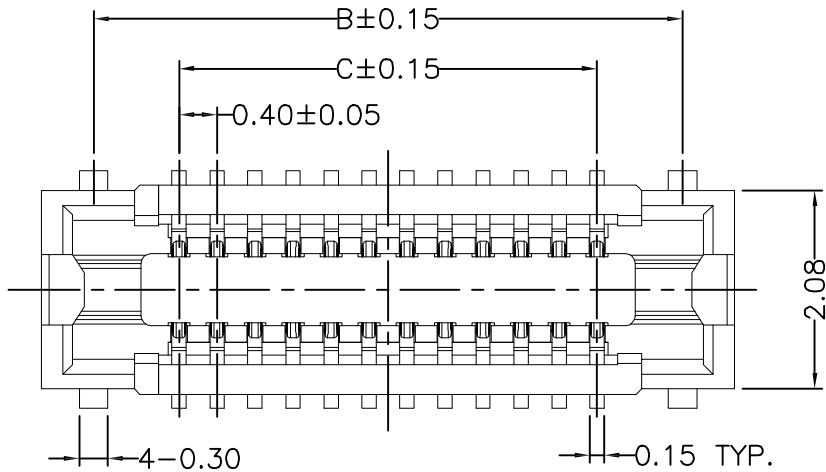


所有原料材质，生产制程，电镀必须符合RoHS要求

REV.	ECN NO.	LOCAS.	DESCRIPTION	DATE	DESIGN
B			增加PIN位	220116	YINC



RECOMMENDED PCB LAYOUT
CONNECTOR SIDE

SPECIFICATIONS:

- 1.VOLTAGE/CURRENT RATING: 30V/0.3A AC;
- 2.WITHSTANDING VOLTAGE: 100V AC ONE MINUTE;
- 3.INSULATION RESISTANCE: 50MΩ MIN;
- 4.CONTACT RESISTANCE: 100mΩ MAX;
- 5.OPERATING TEMPERATURE RANGE: -35° C TO 85° C.

MATERIAL:

- 1.INSULATOR: LCP UL 94V-0 BLACK;
- 2.TERMINAL: COPPER ALLOY;
- 3.METAL FITTINGS: COPPER ALLOY.

PLATING:

- 1.TERMINAL: GOLD PLATING,
NICKEL 50u" MIN. OVER ALL;
- 2.METAL FITTINGS: TIN 100u" MIN. OVER NICKEL 50u"MIN.

NO.of contacts	Dimensions		
	A.	B.	C.
10	4.50	3.40	1.60
12	4.90	3.80	2.00
16	5.70	4.60	2.80
20	6.50	5.40	3.60
24	7.30	6.20	4.40
30	8.50	7.40	5.60
34	9.30	8.20	6.40
40	10.50	9.40	7.60
50	12.50	11.40	9.60

DIM	TOL	DIM	TOL
X.	±0.30	X'	±4.0°
X.X	±0.25	X.X'	±3.0°
X.XX	±0.20	X.XX'	±2.0°
X.XXX	±0.10	X.XXX'	±1.0°

THIS DRAWING CONTAINS INFORMATION THAT IS PROVIDED BY LASTAR TECHNOLOGY AND SHOULD NOT BE USED WITHOUT WRITTEN PERMISSION

DRAW NO.	042-071-XXB4	DATE	
DESIGN	YINC	220116	
CHECK	ZHAOZZ	220116	
APPROVED	HUXW	220116	



深圳朗思达 香港朗思达
东莞共营 前海共赢

connector & cable

DRAW NAME:		BTB Pitch 0.4mm 母座 合高0.8mm	
P/N NO.	BTB-042-071-XXB4	SHORT CODE	
UNIT: mm	SHEET: N/A	MODEL	B4
		REV. B	SCALE N/A