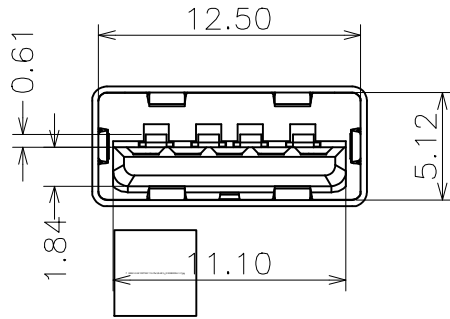


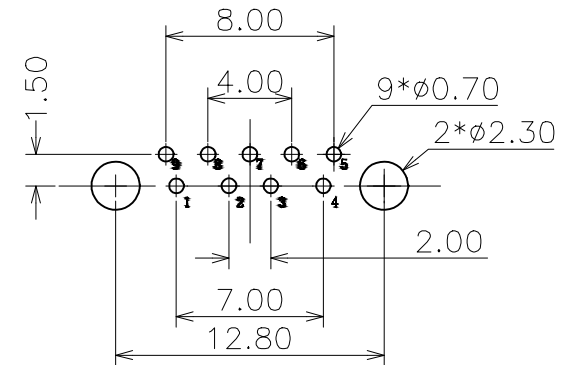
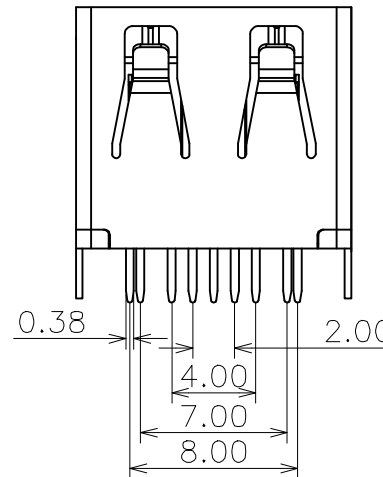
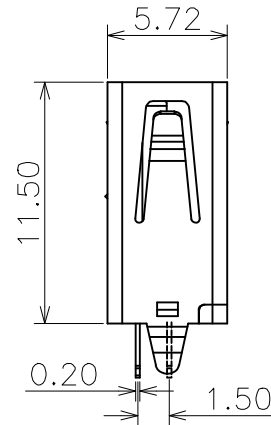
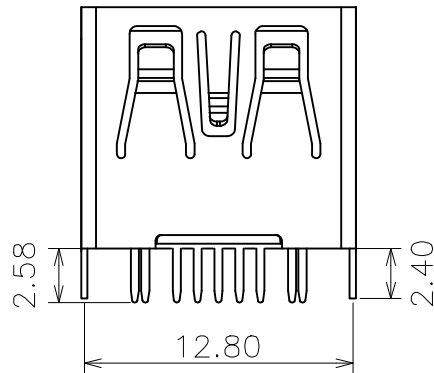
All raw material,production process,electroplating must meet the requirements of EU RoHS.

REV.	ECN NO.	LOCAS.	DESCRIPTION	DATE	DESIGN
A0			RELEASE TO CUSTOMER		HANG
B					HANG

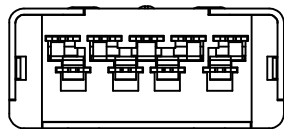


- ELECTRICAL CHARACTERISTICS;
- 1 CONTACT RESISTANCE: 30m OHMS MAXIMUM
 - 2 CONTACT CURRENT RATING: 1.5A
 - 3 DIELECTRIC WITHSTANDING VOLTAGE: 100 V R.M.S.
 - 4 INSULATION RESISTANCE 100M OHMS MIN
 - 5 OPERATING TEMPERATURE: -20°C ~ 60°C

- MATERIAL:
- 1 INSULATOR: PBT & PA9T & LCP
 - 2 CONTACT: COPPER ALLOY
 - 3 SHELL: SPCC & SUS
- PLATING
- 1 TERMINAL: 50u" MIN NICKEL ALL OVER
100u" MIN Tin ON SOLDER AREA
(1~30)u" Au ON CONTACT AREA
 - 2 SHELL: 80u" MIN. NICKEL ALL OVER



P.C.B LAYOUT



Pin	Signal Name	
1	VBUS	USB2.0 Contact Pin
2	D-	
3	D+	
4	GND	
5	StdA_SSTX-	USB3.0 Contact Pin
6	StdA_SSTX+	
7	GND_DRAIN	
8	StdA_SSTX-	
9	StdA_SSTX+	

DIM	TOL	DIM	TOL
X.	±0.30	X'	±4.0'
X.X	±0.25	X.X'	±3.0'
X.XX	±0.20	X.XX'	±2.0'
X.XXX	±0.10	X.XXX'	±1.0'

深圳朗思达科技有限公司

DRAW NO.		DATE	DRAW NAME:	
			USB 3.0 AF DIP180 11.5 直脚 平口	
DESIGN	HANG	20200218	P/N NO.	20900034
CHECK	ZHAOZZ	20200218	CIB CODE:	
APPROVED	RYAN	20200218	UNIT:	mm
			SHEET:	N/A
			MODEL:	
			REV. B	SCALE N/A

THIS DRAWING CONTAINS INFORMATION THAT IS PROTECTED BY PROPRIETARY OR ELECTRONIC RIGHTS AND SHOULD NOT BE USED WITHOUT WRITTEN PERMISSION