

**APPEARANCE**



DFN1006-2L (Bottom View)

**PIN CONFIGURATION**



Pin configuration (Top view)

**Descriptions**

The APES36H5.0-10 is a Uni-directional transient voltage suppressor (TVS) to protect sensitive electronic components from electrostatic discharge (ESD). It is particularly well-suited for cellular phones, PMP , MID, PDA, digital cameras and other electronic quipment. The APES36H5.0-10 is safely dissipating ESD strikes to meet the ESD immunity testing of IEC61000-4-2 ( $\pm 30KV$ ).

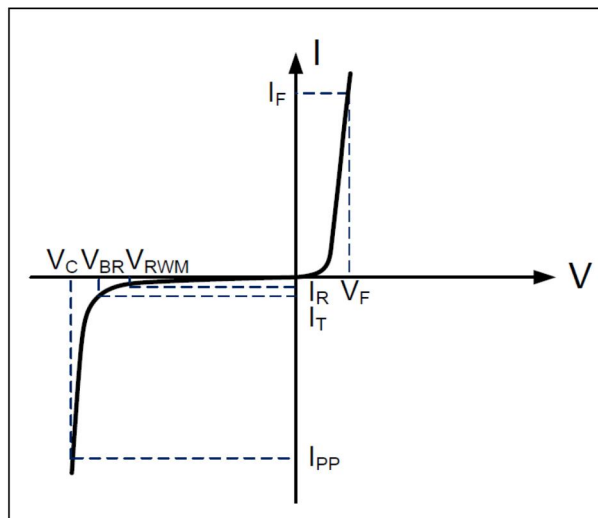
The APES36H5.0-10 is available in DFN1006-2Lpackage. Standard products are Pb-free and Halogen-free.

**Order information**

Device	Package	Shipping
APES36H5.0-10	DFN1006-2L	10000//Tape&Reel

**Electrical Parameters (T=25°C )**

Symbol	Parameter
$V_{RWM}$	Reverse Stand-off Voltage
$I_R$	Reverse Leakage Current @ $V_{RWM}$
$V_{BR}$	Reverse Breakdown Voltage @ $I_T$
$I_T$	Test Current
$I_{PP}$	Reverse Peak Pulse Current
$V_C$	Clamping Voltage @ $I_{PP}$
$I_F$	Forward Current
$V_F$	Forward Voltage @ $I_F$



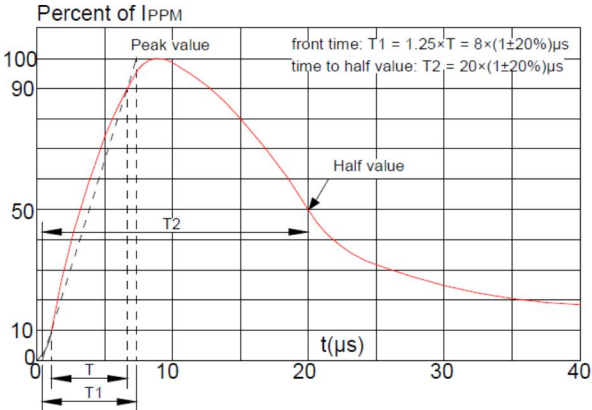
**Absolute maximum ratings**

Parameter	Symbol	Rating	Unit
Peak pulse power (tp = 8/20μs)	Ppk	330	W
Peak pulse current (tp = 8/20μs)	I <sub>PP</sub>	5.0	A
ESD according to IEC61000-4-2 air discharge	V <sub>ESD</sub>	±30	kV
ESD according to IEC61000-4-2 contact discharge		±30	kV
Junction temperature	T <sub>J</sub>	150	°C
Operating temperature	T <sub>OP</sub>	-55~125	°C
Storage temperature	T <sub>STG</sub>	-55~150	°C

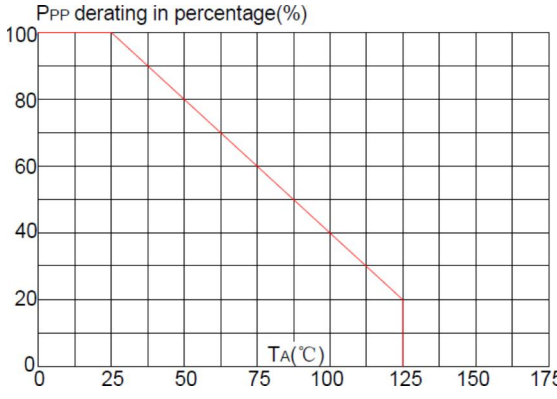
**Electronics characteristics (Ta=25°C)**

Parameter	Symbol	Condition	Min	Typ	Max	Units
Reverse Stand-off Voltage	VRWM				36	V
Reverse Breakdown Voltage	VBR	I <sub>t</sub> =1mA	39	42.5	44.5	V
Reverse Leakage Current	I <sub>R</sub>	VRWM=36V			0.1	uA
Clamping Voltage	V <sub>C</sub>	I <sub>pp</sub> =5.0A, tp=8/20us			70	V
Junction Capacitance	C <sub>j</sub>	VR=0V, f=1MHz		28		pF

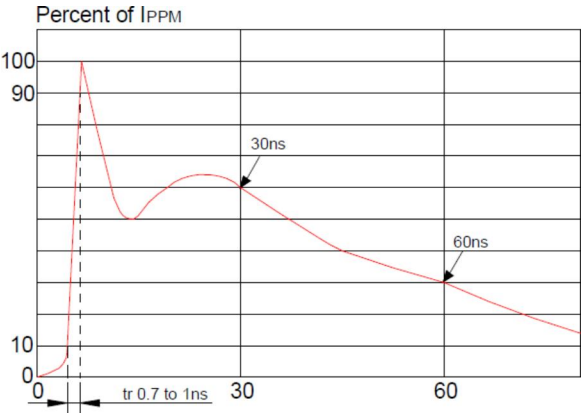
**Typical characteristics (Ta=25°C)**



**Pulse Waveform (8/20us)**

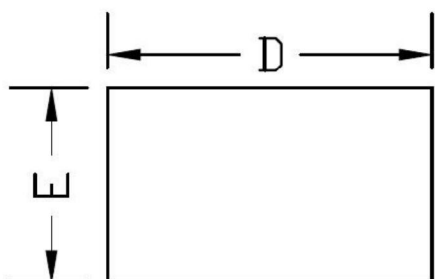


**Pulse Derating Curve**

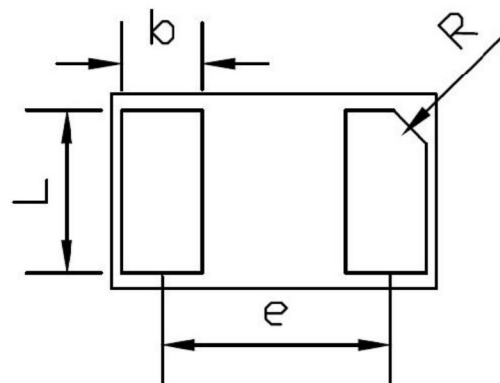


**ESD Clamping(8kV Contact Discharge )**

**PACKAGE OUTLINE DIMENSIONS(DFN1006-2L)**



TOP VIEW



BOTTOM VIEW



SIDE VIEW

COMMON DIMENSION (MM)			
PKG	DFN1006		
REF.	MIN.	NOM.	MAX
A	0.45	0.50	0.55
D	0.95	1.00	1.05
E	0.55	0.60	0.65
b	0.20	0.25	0.30
L	0.45	0.50	0.55
e	0.675		
R	0.07	0.10	0.13

**Note:**

This recommended land pattern is for reference purpose only.