
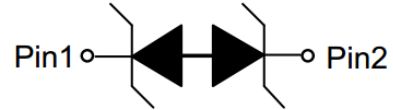


APPEARANCE



DFN1006-2L (Bottom View)

PIN CONFIGURATION



Pin configuration (Top view)

Descriptions

The APED5.0M8.0-10 is a Bi-directional transient voltage suppressor (TVS) to protect sensitive electronic components from electrostatic discharge (ESD). It is particularly well-suited for cellular phones, PMP, MID, PDA, digital cameras and other electronic equipment. The APED5.0M8.0-10 is safely dissipating ESD strikes to meet the ESD immunity testing of IEC61000-4-2 ($\pm 30KV$).

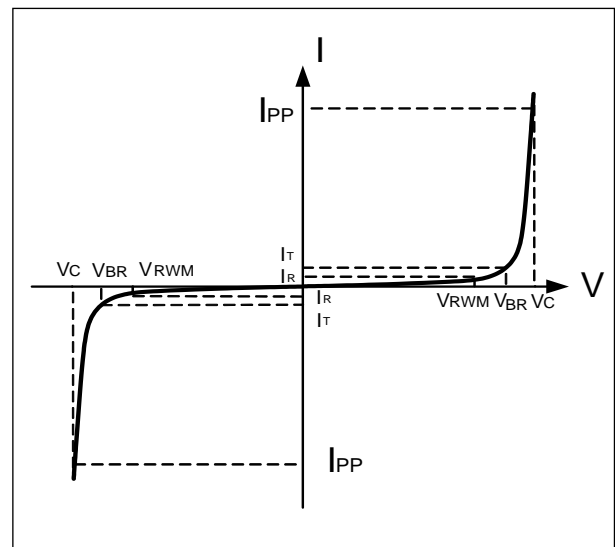
The APED5.0M8.0-10 is available in DFN1006-2L package. Standard products are Pb-free and Halogen-free.

Order information

Device	Package	Shipping
APED5.0M8.0-10	DFN1006-2L	10000/Tape&Reel

Electrical Parameters (Ta=25°C)

Symbol	Parameter
VRWM	Reverse Stand-off Voltage
IR	Reverse Leakage Current @ VRWM
VBR	Reverse Breakdown Voltage @ IT
IT	Test Current
IPP	Reverse Peak Pulse Current
Vc	Clamping Voltage @ IPP



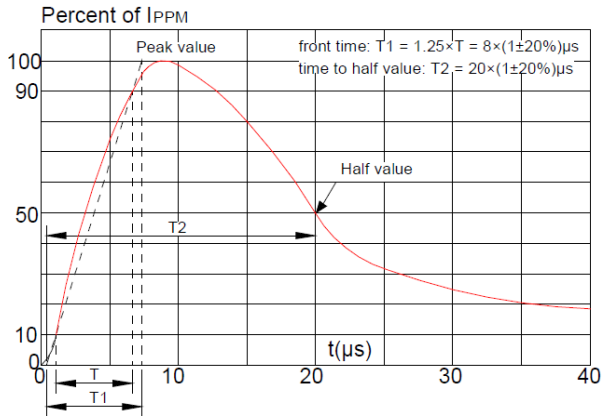
Absolute maximum ratings

Parameter	Symbol	Rating	Unit
Peak pulse power (tp = 8/20μs)	Ppk	80	W
Peak pulse current (tp = 8/20μs)	Ipp	8.0	A
ESD according to IEC61000-4-2 air discharge	VESD	±30	kV
ESD according to IEC61000-4-2 contact discharge		±30	kV
Junction temperature	TJ	150	°C
Operating temperature	TOP	-55~125	°C
Storage temperature	TSTG	-55~150	°C

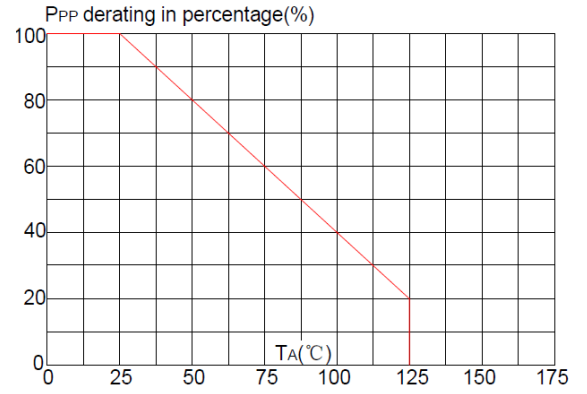
Electronics characteristics (Ta=25°C)

Parameter	Symbol	Condition	Min	Typ	Max	Units
Reverse Stand-off Voltage	VRWM				5.0	V
Reverse Breakdown Voltage	VBR	It=1mA	5.6	6.1	8.0	V
Reverse Leakage Current	IR	VRWM=±5.0V			0.1	uA
Clamping Voltage	VC	Ipp=8.0A,tp=8/20us			11	V
Junction Capacitance	Cj	VR=0V,f=1MHz		20		pF

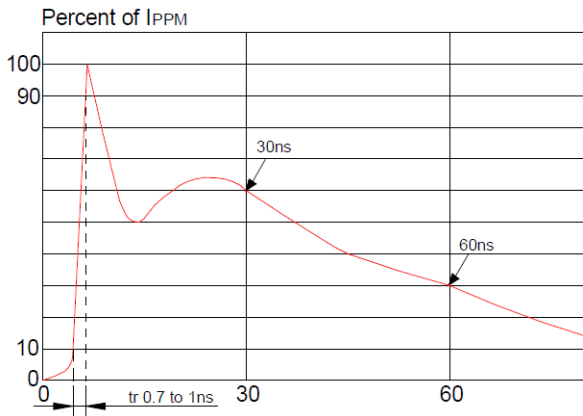
Typical Performance Characteristics



Pulse Waveform (8/20us)

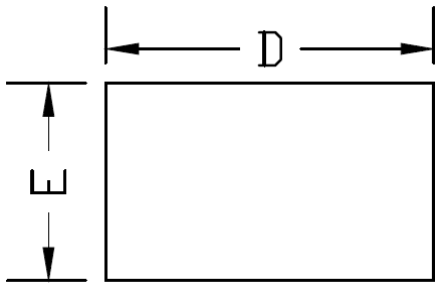


Pulse Derating Curve

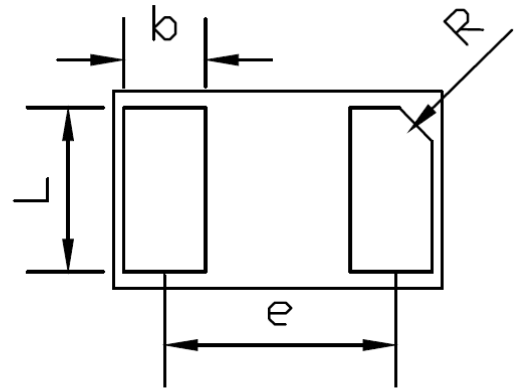


ESD Clamping(8kV Contact Discharge)

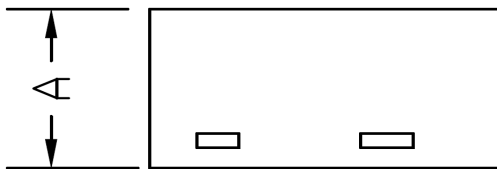
Package Dimensions of DFN1006-2L



TOP VIEW



BOTTOM VIEW



SIDE VIEW

COMMON DIMENSION (MM)			
PKG	DFN1006		
REF.	MIN.	NOM.	MAX
A	0.45	0.50	0.55
D	0.95	1.00	1.05
E	0.55	0.60	0.65
b	0.20	0.25	0.30
L	0.45	0.50	0.55
e	0.675		
R	0.07	0.10	0.13

Revision History

Revision	Release	Remark
V1.0	2023/12/23	Initial Release

Disclaimer

The information given in this document describes the independent performance of the product, but similar performance is not guaranteed under other working conditions, and cannot be guaranteed when installed with other products or equipment. To achieve the required performance of the product in actual scenarios, the customer should conduct a complete application test to assess the functionality of the product.

DaQi assumes no responsibility for equipment failures result from using products at values that exceed the ratings, operating conditions, or other parameters listed in the product specifications.

The product described in this specification is not applicable for aerospace or other applications which requires high reliability. Customers using or selling these products for use in medical, life-saving, or life-sustaining applications do so at their own risk and agree to fully indemnify.

Due to product or technical improvements, the information described or contained herein may be changed without prior notice.