APPEARANCE

DFN1006-2L (Bottom View)

PIN CONFIGURATION

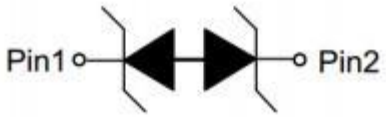

Pin configuration (Top view)

Descriptions

The APED5.0M6.0-10 is a Bi-directional transient voltage suppressor (TVS) to protect sensitive electronic components from electrostatic discharge (ESD). It is particularly well-suited for cellular phones, PMP , MID, PDA, digital cameras and other electronic quipment. The APED5.0M6.0-10 is safely dissipating ESD strikes to meet the ESD immunity testing of IEC61000-4-2 (±30KV).

The APED5.0M6.0-10 is available in DFN1006-2L package. Standard products are Pb-free and Halogen-free.

Order information

Device	Package	Shipping
APED5.0M6.0-10	DFN1006-2L	10000/Tape&Reel

Electrical Parameters (T=25℃)

Symbol	Parameter
V_{RWM}	Reverse Stand-off Voltage
I_R	Reverse Leakage Current @ V_{RWM}
V_{BR}	Reverse Breakdown Voltage @ I_T
I_T	Test Current
IPP	Reverse Peak Pulse Current
V_C	Clamping Voltage @ IPP

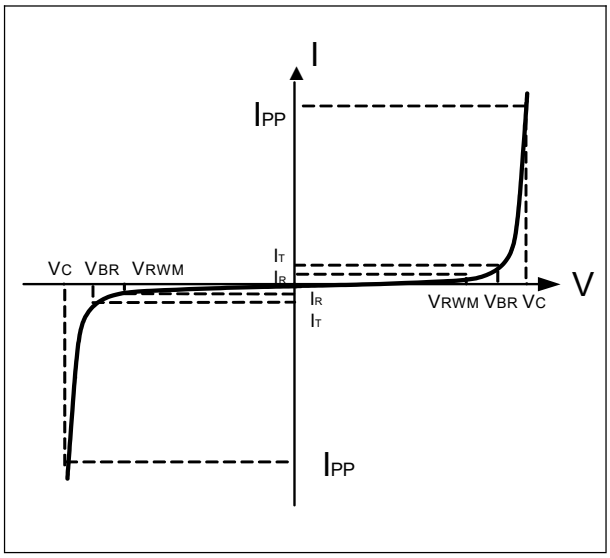

Absolute maximum ratings

Parameter	Symbol	Rating	Unit
Peak pulse power (tp = 8/20μs)	Ppk	60	W
Peak pulse current (tp = 8/20μs)	I_{PP}	6.0	A
ESD according to IEC61000-4-2 air discharge	V_{ESD}	±30	kV
ESD according to IEC61000-4-2 contact discharge		±30	kV
Junction temperature	T_J	150	℃
Operating temperature	T_{OP}	-55~125	℃
Storage temperature	T_{STG}	-55~150	℃

Electronics characteristics (Ta=25℃)

Parameter	Symbol	Condition	Min	Typ	Max	Units
Reverse Stand-off Voltage	VRWM				5.0	V
Reverse Breakdown Voltage	VBR	It=1mA	5.6	6.3	8.0	V
Reverse Leakage Current	IR	VRWM=±5.0V			0.1	uA
Clamping Voltage	VC	Ipp=6.0A,tp=8/20us			10	V
Junction Capacitance	Cj	VR=0V,f=1MHz		14		pF

Typical characteristics (Ta=25℃)

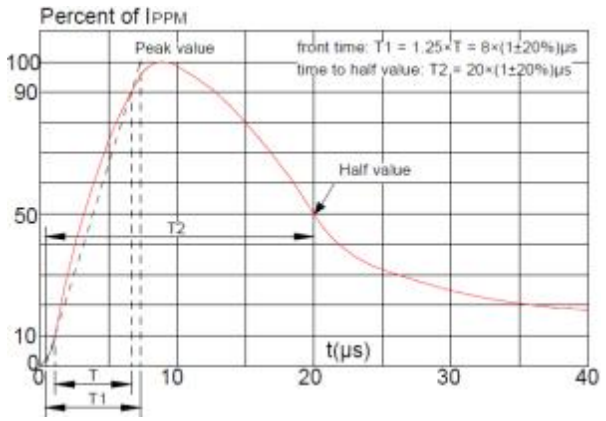

Pulse Waveform (8/20us)

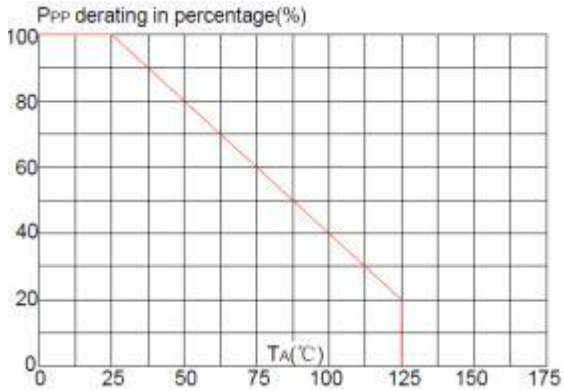

Pulse Derating Curve

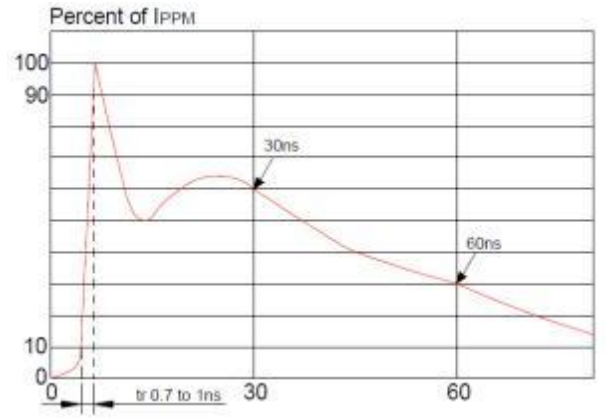

ESD Clamping(8kV Contact Discharge)

PACKAGE OUTLINE DIMENSIONS(DFN1006-2L)

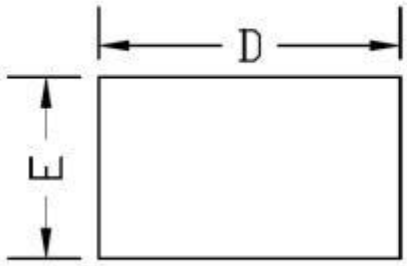

TOP VIEW

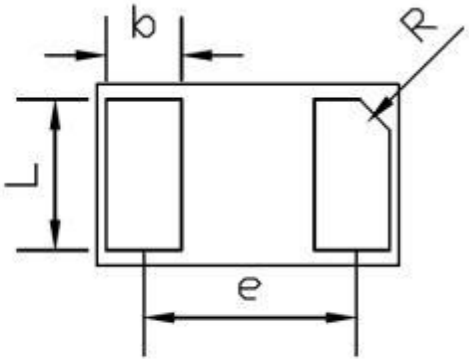

BOTTOM VIEW

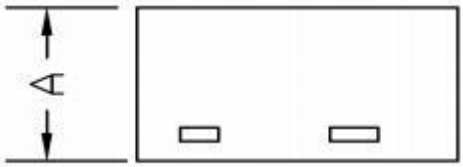

SIDE VIEW

COMMON DIMENSION (MM)			
PKG	DFN1006		
REF.	MIN.	NOM.	MAX
A	0.45	0.50	0.55
D	0.95	1.00	1.05
E	0.55	0.60	0.65
b	0.20	0.25	0.30
L	0.45	0.50	0.55
e		0.675	
R	0.07	0.10	0.13

Note:
This recommended land pattern is for reference purpose only.