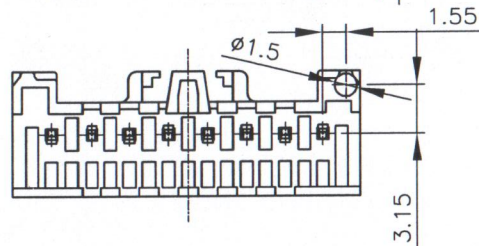
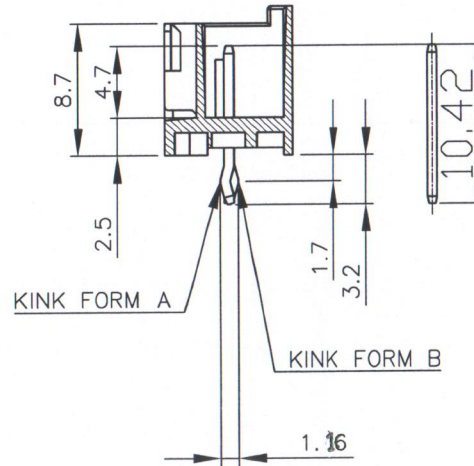
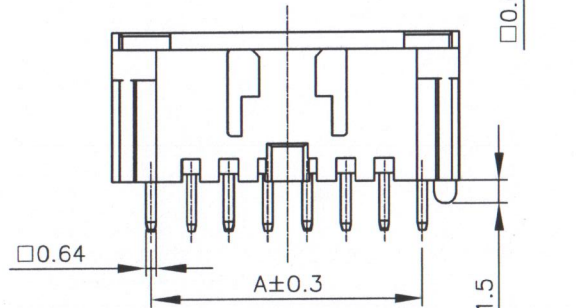
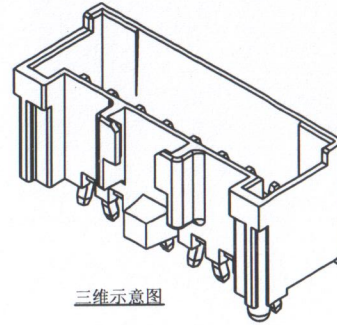
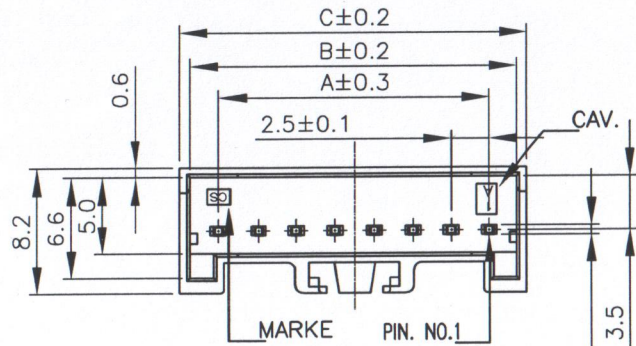


A4

2~11P



RECOMMENDED P.C.B LAYOUT(TOP VIEW)

REV.	ECN NO.	REVISIONS	REV.DRAWN	DATE
B	/	图面整理	zhangqiang	2020/12/03
C	/	新增不带导柱规格	zhangqiang	2021/01/29
D	/	更新视图	CJG	2021/11/01

NOTES:

- MATERIAL:  
Base: Nylon Glass Filled, UL94V-0  
Contact: Brass, Tin Plated
- PART NO.  
JS-2501LX-XXK-XXXX-XX  
Blank: With Post  
A: Without Post  
Blank: Normal  
NH: Halogen Free  
Poles: 02~11  
Blank: PA66+15%GF  
D5: PA66+15%GF(NH)  
Blank: Nature  
RD: Red
- MATING WITH: JS-2502-XX
- APPLICABLE PCB THICKNESS: 1.6mm
- HALOGEN FREE PRODUCT IDENTIFICATION LOGO ON THE PACKING
- PACKING : Bag



Poles	A	B	C
02	2.50	6.20	7.50
03	5.00	8.70	10.00
04	7.50	11.20	12.50
05	10.00	13.70	15.00
06	12.50	16.20	17.50
07	15.00	18.70	20.00
08	17.50	21.20	22.50
09	20.00	23.70	25.00
10	22.50	26.20	27.50
11	25.00	28.70	30.00

Circuit No.	1	2	3	4	5	6	7	8	9	10	11
TYPE OF KINK FORM	A	B	A	B	A	B	A	B	A	B	A

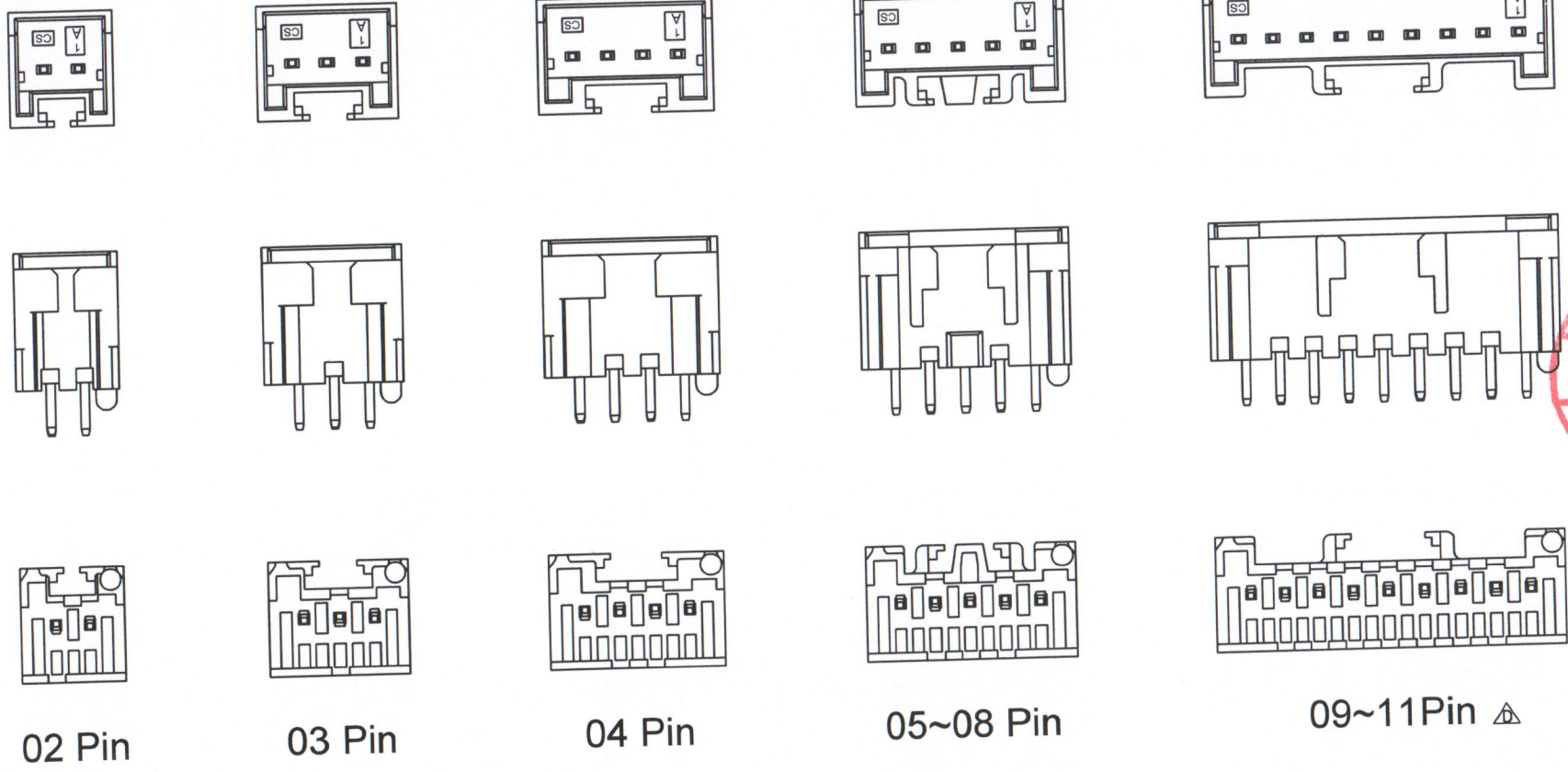
X. ± 0.40	X.' ± 5.0'	UNITS: mm	NAME(INTENDED USE):	CHYAO SHUINN ELECTRONIC (SHANGHAI) CO.,LTD.
.X ± 0.30	.X' ± 2.0'	MATERIAL:	CUSTOMER	
.XX ± 0.20	.XX' ± 1.0'	SEE NOTE	PART NO.(INTENDED USE):	TITLE:
.XXX ± 0.10	.XXX' ± ---	FINISH:	JS-2501L-XX	2.5MM PITCH SIGNAL DBL-LOCK POST HEADER CONN. ASS'Y
THESE DRAWINGS AND SPECIFICATIONS ARE THE PROPERTY OF CHYAO SHUINN ELECTRONIC CO., LTD. AND SHALL NOT BE REPRODUCED, COPIED OR USED IN ANY MANNER WITHOUT THE PRIOR WRITTEN CONSENT OF CHYAO SHUINN ELECTRONIC CO., LTD.		SEE NOTE	APPD:	DWG NO.:
Q'TY:	SEE NOTE	CHKD:	CHYAO SHUINN ELECTRONIC CO., LTD.	010-0167-2501L-XX
		DR:	YangSong 2015/03/12	SCALE SHEET REV.
				2:1 1/2 A

符合环境管理物质



A4

REV.	ECN NO.	REVISIONS	REV.DRAWN	DATE
B	/	图面整理	zhangqiang	2020/12/03
C	/	新增不带导柱规格	zhangqiang	2021/01/29
D	/	更新视图	CJG	2021/11/01



出图  
 2021.11.01  
 工程部

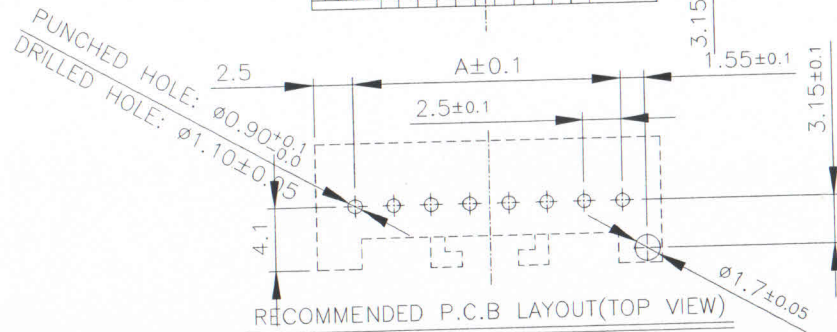
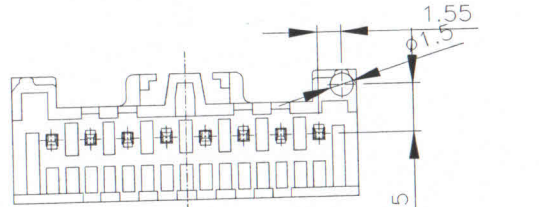
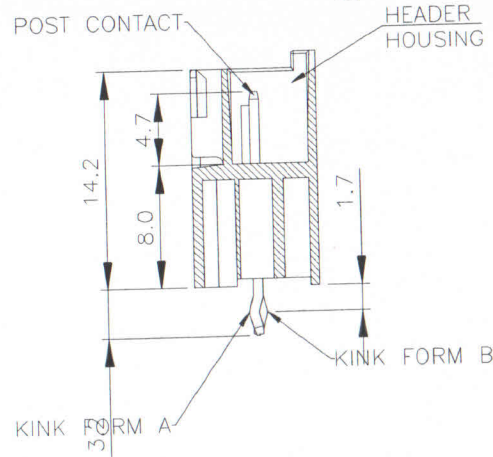
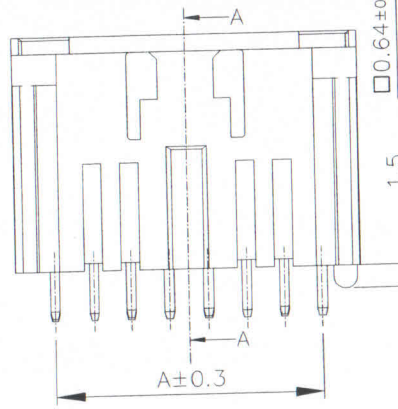
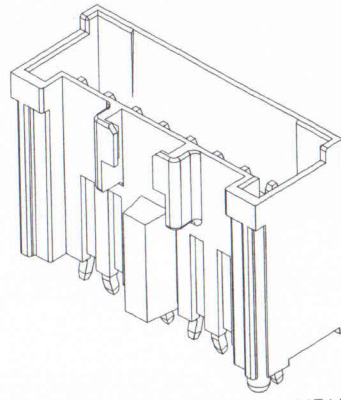
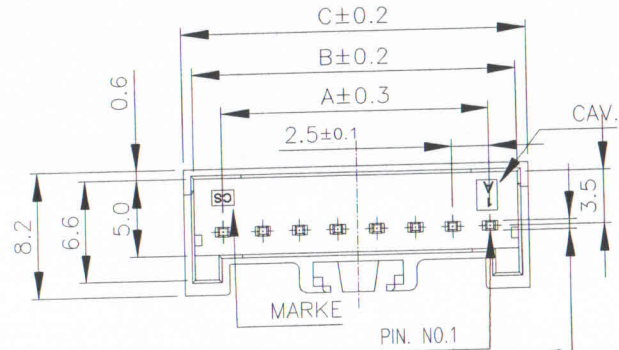
符合环境管理物质

X. ± 0.40	X.* ± 5.0*	UNITS: mm	NAME(INTENDED USE): CUSTOMER	
.X ± 0.30	.X* ± 2.0*	MATERIAL:	PART NO.(INTENDED USE): JS-2501L-XX	
.XX ± 0.20	.XX* ± 1.0*	SEE NOTE	APPD:	TITLE: 2.5MM PITCH SIGNAL DBL-LOCK POST HEADER CONN. ASS'Y
.XXX ± 0.10	.XXX* ± ---	FINISH:	CHKD:	DWG NO.: 010-0167-2501L-XX
<small>THESE DRAWINGS AND SPECIFICATIONS ARE THE PROPERTY OF CHYAO SHIUNN ELECTRONIC CO., LTD. AND SHALL NOT BE REPRODUCED, COPIED OR USED IN ANY MANNER WITHOUT THE PRIOR WRITTEN CONSENT OF CHYAO SHIUNN ELECTRONIC CO., LTD.</small>			Q'TY:	SCALE SHEET REV. 2:1 2/2 A
			SEE NOTE	DR: YangSong_2015/03/12



A4

REV.	ECN NO.	REVISIONS	REV.DRAWN	DATE
A		初版发行	sunquan	2012/05/22
B		修改实物与图纸一致	YangSong	2018/12/20
C		图面整理	zhongqiang	2020/12/03



NOTES:

- MATERIAL:  
Base: Nylon Glass Filled, UL94V-0  
Contact: Brass, Tin Plated
- PART NO.  
JS-2501-XXK-XXXX-XX  
Poles: 02~13  
Blank: PA66+15%GF  
D5: PA66+15%GF(NH)  
Blank: Normal  
NH: Halogen Free  
Blank: Nature  
RD: Red
- MATING WITH: JS-2502-XX
- APPLICABLE PCB THICKNESS: 1.6mm
- HALOGEN FREE PRODUCT IDENTIFICATION LOGO ON THE PACKING
- PACKING : Bag



Poles	A	B	C
02	2.50	6.20	7.50
03	5.00	8.70	10.00
04	7.50	11.20	12.50
05	10.00	13.70	15.00
06	12.50	16.20	17.50
07	15.00	18.70	20.00
08	17.50	21.20	22.50
09	20.00	23.70	25.00
10	22.50	26.20	27.50
11	25.00	28.70	30.00
12	27.50	31.20	32.50
13	30.00	33.70	35.00

Circuit No.	1	2	3	4	5	6	7	8	9	10	11	12	13
TYPE OF KINK FORM	A	B	A	B	A	B	A	B	A	B	A	B	A

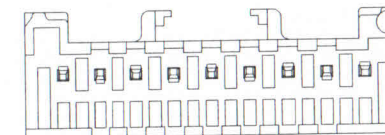
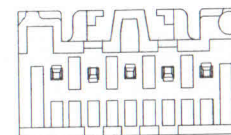
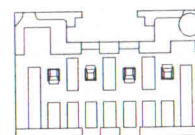
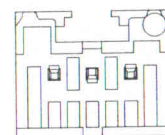
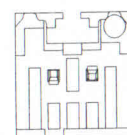
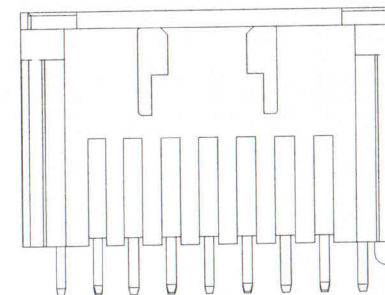
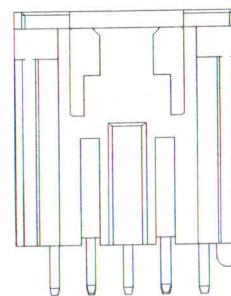
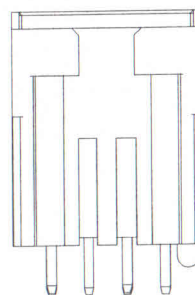
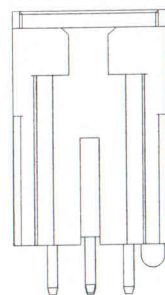
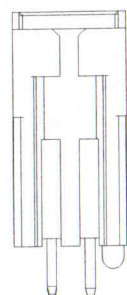
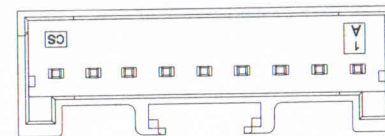
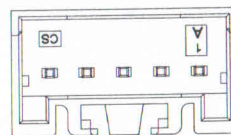
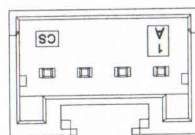
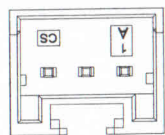
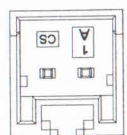
X. ± 0.40	X.* ± 5.0*	UNITS: mm	NAME(INTENDED USE):	
.X ± 0.30	.X* ± 2.0*	MATERIAL:	CUSTOMER	
.XX ± 0.20	.XX* ± 1.0*	SEE NOTE	PART NO.(INTENDED USE):	TITLE:
.XXX ± 0.10	.XXX* ± ---	FINISH:	JS-2501-XX	2.5MM PITCH SIGNAL DBL-LOCK POST HEADER CONN. ASS'Y
SEE NOTE			APPD:	DWG NO.:
SEE NOTE			Q'TY:	010-0128-2501-XX
SEE NOTE			DR: sunquan 2012/05/22	SCALE SHEET REV.
				2:1 1/2 B

符合环境管理物质



A4

REV.	ECN NO.	REVISIONS	REV.DRAWN	DATE
A	/	初版发行	sunquan	2012/05/22
B	/	修改实物与图纸一致	YangSong	2018/12/20
C	/	图面整理	zhangqiang	2020/12/03



02 Pin

03 Pin

04 Pin

05~08 Pin

09~13 Pin

X. ± 0.40	X.* ± 5.0*	UNITS: mm	NAME(INTENDED USE):	
.X ± 0.30	.X* ± 2.0*	MATERIAL:	CUSTOMER	
.XX ± 0.20	.XX* ± 1.0*	SEE NOTE	PART NO.(INTENDED USE):	TITLE:
.XXX ± 0.10	.XXX* ± ---	FINISH:	JS-2501-XX	2.5MM PITCH SIGNAL DBL-LOCK POST HEADER CONN. ASS'Y
<small>THESE DRAWINGS AND SPECIFICATIONS ARE THE PROPERTY OF CHYAO SHUINN ELECTRONIC CO., LTD. AND SHALL NOT BE REPRODUCED, COPIED OR USED IN ANY MANNER WITHOUT THE PRIOR WRITTEN CONSENT OF CHYAO SHUINN ELECTRONIC CO., LTD.</small>		SEE NOTE	APPD:	DWG NO.:
Q'TY:	SEE NOTE	SEE NOTE	CHKD:	010-0128-2501-XX
DR: sunquan	2012/05/22	SCALE	SHEET	REV.
		2:1	2/2	B

符合环境管理物质

