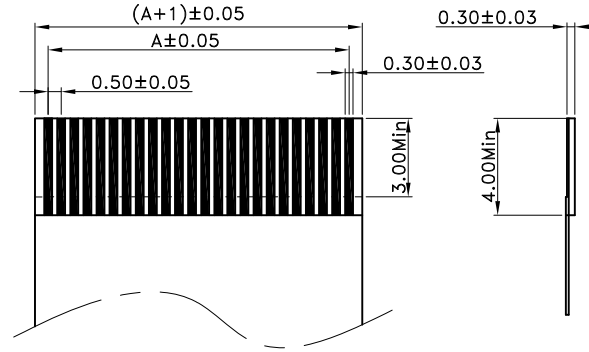
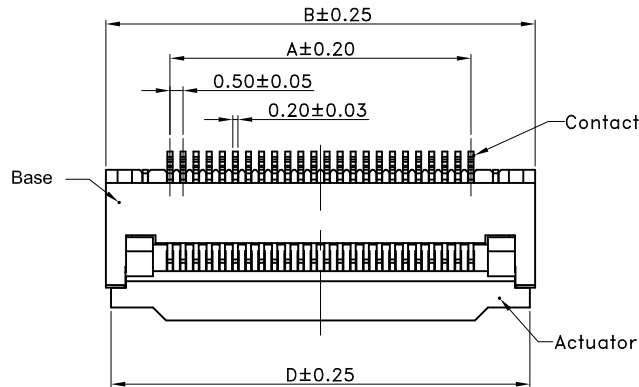
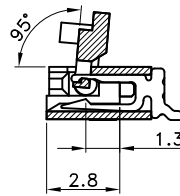
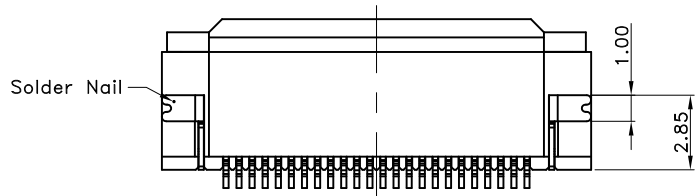
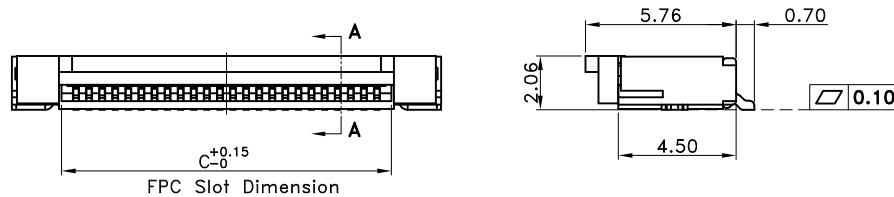


Recommended PCB Layout
General Tolerance ±0.05



Recommended FPC Dimension



SECTION A-A

■ SPECIFICATIONS

- Voltage Rating : 50V AC/DC
- Current Rating : 0.5A AC/DC
- Withstanding Voltage : 200V AC/minute
- Insulation Resistance : 500MΩ min.
- Temperature Range : - 40°C to + 85°C
- Contact Resistance : 40mΩ max.

■ FPC CONNECTOR

- Part No. : GJS-0542-XX XX XX

- ① Poles : 04~80
- ② Contact Plated : Blank : Matte-Tin Plated
(G) : Gold Flash-Contact (常規品)
- ③ Packing : Blank : Tape&Reel
/A : Tube

• Material :

- 1.Contact : Phosphor Bronze ; Plated : Refer The Above Options
- 2.Solder Nail : Brass ; Matte-Tin Plated
- 3.Base : LCP UL94V-0 , Natural
- 4.Actuator : LCP UL94V-0 , Black

Poles	Dimensions(mm)				Poles	Dimensions(mm)			
	A	B	C	D		A	B	C	D
04	1.50	6.40	2.50	6.00	43	21.00	25.90	22.00	25.50
05	2.00	6.90	3.00	6.50	44	21.50	26.40	22.50	26.00
06	2.50	7.40	3.50	7.00	45	22.00	26.90	23.00	26.50
07	3.00	7.90	4.00	7.50	46	22.50	27.40	23.50	27.00
08	3.50	8.40	4.50	8.00	47	23.00	27.90	24.00	27.50
09	4.00	8.90	5.00	8.50	48	23.50	28.40	24.50	28.00
10	4.50	9.40	5.50	9.00	49	24.00	28.90	25.00	28.50
11	5.00	9.90	6.00	9.50	50	24.50	29.40	25.50	29.00
12	5.50	10.40	6.50	10.00	51	25.00	29.90	26.00	29.50
13	6.00	10.90	7.00	10.50	52	25.50	30.40	26.50	30.00
14	6.50	11.40	7.50	11.00	53	26.00	30.90	27.00	30.50
15	7.00	11.90	8.00	11.50	54	26.50	31.40	27.50	31.00
16	7.50	12.40	8.50	12.00	55	27.00	31.90	28.00	31.50
17	8.00	12.90	9.00	12.50	56	27.50	32.40	28.50	32.00
18	8.50	13.40	9.50	13.00	57	28.00	32.90	29.00	32.50
19	9.00	13.90	10.00	13.50	58	28.50	33.40	29.50	33.00
20	9.50	14.40	10.50	14.00	59	29.00	33.90	30.00	33.50
21	10.00	14.90	11.00	14.50	60	29.50	34.40	30.50	34.00
22	10.50	15.40	11.50	15.00	61	30.00	34.90	31.00	34.50
23	11.00	15.90	12.00	15.50	62	30.50	35.40	31.50	35.00
24	11.50	16.40	12.50	16.00	63	31.00	35.90	32.00	35.50
25	12.00	16.90	13.00	16.50	64	31.50	36.40	32.50	36.00
26	12.50	17.40	13.50	17.00	65	32.00	36.90	33.00	36.50
27	13.00	17.90	14.00	17.50	66	32.50	37.40	33.50	37.00
28	13.50	18.40	14.50	18.00	67	33.00	37.90	34.00	37.50
29	14.00	18.90	15.00	18.50	68	33.50	38.40	34.50	38.00
30	14.50	19.40	15.50	19.00	69	34.00	38.90	35.00	38.50
31	15.00	19.90	16.00	19.50	70	34.50	39.40	35.50	39.00
32	15.50	20.40	16.50	20.00	71	35.00	39.90	36.00	39.50
33	16.00	20.90	17.00	20.50	72	35.50	40.40	36.50	40.00
34	16.50	21.40	17.50	21.00	73	36.00	40.90	37.00	40.50
35	17.00	21.90	18.00	21.50	74	36.50	41.40	37.50	41.00
36	17.50	22.40	18.50	22.00	75	37.00	41.90	38.00	41.50
37	18.00	22.90	19.00	22.50	76	37.50	42.40	38.50	42.00
38	18.50	23.40	19.50	23.00	77	38.00	42.90	39.00	42.50
39	19.00	23.90	20.00	23.50	78	38.50	43.40	39.50	43.00
40	19.50	24.40	20.50	24.00	79	39.00	43.90	40.00	43.50
41	20.00	24.90	21.00	24.50	80	39.50	44.40	40.50	44.00
42	20.50	25.40	21.50	25.00					



东莞乔唯电子有限公司
DONGGUAN CHYAO WEI
ELECTRONIC CO., LTD

APPROVED BY	SCALE	UNIT	TOLERANCE	LTR	REVISION RECORD	NAME	DATE	LTR	REVISION RECORD	NAME	DATE
張育瑞		mm	.0 ±0.30	△				△			
CHECKED BY	PROJ	VER NO.	.00 ±0.20	△				△			
劉娜	☉	a	.000 ±0.10	△				△			
DRAWN BY	DATE	SIZE	ANGLE	△				△			
曾慶根	2020/07/06	A4	0° ±1°	△				△			
			.0° ±	△				△			
			SHEET 1/1	△				△			

PART NO GJS-0542-XX
0.50mm SMT Series ZIF FPC/FFC Connector

CUSTOMER
Conforms to The RoHS Instruction